



روضة امباسادور
AMBASSADOR KINDERGARTEN
INSPIRE INQUIRE INNOVATE

صوت السفير


OUR VOICE

MONTHLY NEWSLETTER - JANUARY 2021



PRINCIPAL'S MESSAGE

Dear Parents,

With every sunrise and sunset, we know that Mother Earth  is awake and full of lifeso let's keep up our spirits and count our blessings always. January marks the beginning of the year and let this year begin with positivity all through to allow us and keep the past behind and learn that every day is a new day! Looking ahead...

Happy New Year and Good Health to you and your family!

With best regards,

Rashmi Nagendra


Principal, Kindergarten



EDITOR'S NOTE


The onset of the New Year definitely renewed our energy and freshened our hopes for a better tomorrow and the times ahead! Fingers crossed!

Our first day of school invoked our sense of belongingness here, physical as well as virtual! Hoping for the new normal to align seamlessly with our past normal!

While a much proud and solemn feeling of patriotism filled our hearts around India's Republic day that was celebrated with our little ones swaying their tricolor with equal enthusiasm and happiness for the country they belong to. It was worth a dekho! 

As months pass by, Academics move to a next level with interesting activities and child centered projects to tap every student's potential and caliber along with building their multi-faceted skills and learning.

The path is set.....!

Once again wishing each Ambassador and their near and dear ones a fulfilling New Year 2021! 

Happy Reading!



Ms. Deisha Dass



WOW MOMENT

*Dear 2020, what an eventful year you were .
 You came with a bang and left us stunned
 Life as we know it, came to a standstill.
 More so for our tiny people waiting to start their Kindergarten journey
 Missing their teachers, friends and familiar grounds.
 Welcome 2021, Happy new year!! You brought with you so much cheer.*

As a teacher I learnt so much in the past year. I learnt how to teach without physically being there, learning to 'guide' them and not actually 'hold' their hand. I virtually learnt all about my little ones their needs, likes, dislikes, weekend adventures and little secrets. The potential our children have has utterly left me in awe. Technology that we thought could be a struggle came to everyone with ease. Whatever the medium was be it face to face, videos, presentation, worksheets and hands on activities their enthusiasm never wavered. Finally the New Year brought with it an amazing opportunity. Our parents trusted us yet again and sent their children to campus. Once again every classroom, hallway and outdoor area was abuzz. The kids brought with them joy, hope and a laughter. The first morning when my little ones walked into the classroom was indeed my most memorable moment. They were at ease and knew they belonged there, in the classroom. Yet again, they quickly adapted to the new arrangement. Not sitting with their friends but on their own designated desk, Not sharing yet keeping the feeling of comradeship alive was extremely heartwarming. My wow moment was definitely the first Online Group session where the entire class (Online and on campus) was together. The energy was exhilarating and catching . Children were overjoyed to see their school and their classroom on camera. Though everyone wasn't physically present, they were in it together as a classroom and enjoyed their learning journey. There were cheers and greetings, group discussions and virtual team building. It indeed was a very special moment.

'Children teach us a lot in their own special way,
 Take life as it comes and simply smile away'



Ms. Anu Chauhan



WOW MOMENT

In school, every day is a treat to see our little ones growing and to be witness to their Wow moments. The moment of happiness which we enjoy takes us by surprise. It is not that we seize them but they seize us. It is our great privilege to share some WOW moments with you all.

“New year 2021 comes with New beginning

Little children came to campus as well as our Distance learners who are learning from home showed their courage, enthusiasm and positive attitude towards learning.

Distance learners were so excited to see their counterparts in classroom, asking them how it is to be back to school.

Students of blended learning adapted to the new way of living. Keeping the masks on and maintain social distance they interacted with peers with enthusiasm.

The warmth to greet the teacher and their wishes on my birthday flooded with affection was lovely.



So, seeing all this I can say that our young learners never cease to surprise us and show that learning in any time never stops. The wow moment is that they grow, learn and never stop to adapt.

Ms. Varsha Negandhi



FIRST DAY OF SCHOOL

It was Back to School after the winter break with great excitement and eagerness to meet friends and teachers!





In **Literacy**, it was all about phonics and sounds of letters along with vocabulary building through complex words.

Math was all about concepts of 'Thick' and 'Thin', 'Same' - 'Different' and Missing Numbers!

Different modes of transportation were the main topic covered in the **Understanding of the world!**

Literacy



Math



Understanding of the world!



REPUBLIC DAY



Republic day was celebrated with super excitement and great enthusiasm creating their tricolor flags and dressing up in the colors of the Indian flag.



KG 1



It was 'Freddie the fish' who swam by our students to engage them with their character settings while the three elements such as the beginning, middle and end of the story along with Caption writing in **Literacy**.

Fun with Math!

Math was all about measuring Height using non standard units and numbers 1 less than and 1 more than.

Understanding of the world!

To continue with the water world, the hazard of Water Pollution and its causes as well as STEAM activities were covered.

Around the World was a new destination.

Social studies!

Learning all about the personal and public possessions!

Understanding of the world!



Math





UAE SST




Around the world





Literacy



Date: 18/1/2021

Name: Shanaya


I S

Success criteria:


- I can recall and retell the story
- I can name the characters

Freddy the fish


Characters



Settings




Ending



wonder woman handing over the fish to Shanaya to take care of it.



Literacy



25-1-2021

Caption Writing

MYRA

the cat is on the mat

the van is big and brit wrong

I like my cat she is the best

KG 2



In **Understanding of the world!**, Students gained an understanding of the Application of the properties of different materials, the Steps of Constructing a house, Types of houses and a hands-on Construction of house.

In **Math**, a detailed understanding of 3 Dimensional shapes and its attributes as well as Odd and Even numbers and Halving was covered.

Literacy activities engaged them with Procedural writing of making lemonade, popcorn and a road as well as Informative writing.

In **SST**, students worked on the National Symbols of India, UAE and their respective class country.

Math





Understanding of the world!

روضة امبassador
AMBASSADOR KINDERGARTEN
DUBAI

Date: 13.1.20 Name: Zeke I S

Success criteria:

- I can differentiate between object and material.
- I can use my knowledge of, properties of different materials to design a body shield.

BODY SHIELD CHALLENGE

My friends and I will start going to school. My challenge is to create a body shield for myself and my friends so that I can move around safely in the school.



What supplies will I use and why?

I will use plastic for face shield because it is transparent.

I will use leather for body suit because it feels like animal skin. I like animals. I will make one more body suit with plastic to wear daily which I can wash.

Design



روضة امبassador
AMBASSADOR KINDERGARTEN
DUBAI

Date: 13.1.21 Name: Zeke I S

Success criteria:

- I can differentiate between object and material.
- I can use my knowledge of, properties of different materials to design curtains.

CURTAINS CHALLENGE

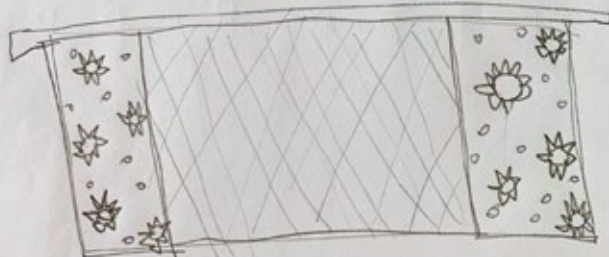
We just moved into our new house and my mom wants me to design curtains for my room where I will play, study and sleep.



What supplies will I use and why?

I will make two curtains with cloth because it is soft. One curtain will be of net cloth because it is translucent and allows sunlight to come in. The second cloth curtain will be of thick cloth to block the sunlight when I am sleeping.

Design



روضة امبassador
AMBASSADOR KINDERGARTEN
DUBAI

Date: 13.1.21 Name: Zeke Tzyk Coelha I S

Success criteria:

- I can differentiate between object and material.
- I can use my knowledge of, properties of different materials to design a study workstation.

STUDY WORKSTATION CHALLENGE

Today my challenge is to create a study work station for my online classes.



What supplies will I use and why?

I will use wood because it is opaque and strong. I will use wood for table and chair.



Literacy

How to make a Lemonade



ASmi
Kg2:G

Materials needed

1. glass
2. Lemon
3. squeezer
4. salt
5. sugar
6. water

Step 2
squeeze the lemon in the glass.



Step 3
take salt



Step 4
take sugar



Step 5
put water in the glass and stir it.







Literacy

HOW TO
make
a
Lemonade


Step 1:
taken an empty
glass




Step 2:
Squeez a lemon
in a glass



Step 3:
I put sugar and
Salt



Step 4:
put water in a
glass



Materials Needed

- ① glass
- ② squeezer
- ③ lemon
- ④ spoon
- ⑤ sugar
- ⑥ salt
- ⑦ water

Step 5.
Mix with spoon



Your lemonade
is
Ready to
Drink



PIC-COL



UAE SST

SST Activity 11

Objective: To know and understand the National symbols of UAE and compare with other countries.

Activity: Learners are introduced to the National symbols (fruit, flower, animal, flag) of the UAE. They compare the same with that of the other countries and record their observation.

The national bird of UAE is falcon.

The national animal of UAE is Arabian oryx.

The national fruit of UAE is dates.

The national flower is Tribulus Omanese.

UAE	India	U.S.A.
National flag 	National flag 	National flag
National fruit dates	National fruit mango	National fruit blueberry
National flower tribulus omanese	National flower lotus	National flower rose
National animal Arabian Oryx	National animal Tiger	National animal American Bison

Objective: To know and understand the National symbols of UAE and compare with other countries.

Activity: Learners are introduced to the National symbols (fruit, flower, animal, flag) of the UAE. They compare the same with that of the other countries and record their observation.

The national bird of UAE is falcon.

The national animal of UAE is Arabian oryx.

The national fruit of UAE is dates.

The national flower is Tribulus Omanese.

We celebrated UAE national day on 2nd December. We had a story time. We also did some craft activities. We read story about UAE. We made date palm and badge with UAE flag colors. I enjoyed the national day celebration.

Page No. 22

Page No. 27

STUDENT'S ARTICLES

What if my toys talk to me ?



I feel amazing.

Lets Play ball.

Lets go to the
Theater and watch a
movie. Shold we
go to the park
and eat some ice cream.

STUDENT'S ARTICLES

What If my toys could talk?
 I will build a club house with my toys.
 We will play and sing in the club house.
 I will go on a trip with my toys to
 Paris to see the Eiffel tower. I will
 watch a movie with my toys. I also
 want my toys to read a bed time
 story for me. It will be more fun to
 have talking toys.



STUDENT'S ARTICLES



STUDENT'S ARTICLES

What makes me laugh?

Krish
kg2-D



Tom and Jerry



My sister

I laugh when I am happy. I laughed when I was watching Tom and Jerry in TV. Jerry put a white coat on the vacuum cleaner. The vacuum cleaner pulled Tom's tail and it was very funny. I will laugh when my friends do silly things. When I support my dad, my mum will say, ask your dad to cook food for you and it makes me laugh. I also laugh when my dad tickles me. I laugh when my sister makes funny faces and pretends to walk like grandmother. My sister makes me laugh the most.

CO-CURRICULAR ACTIVITIES

In **Sensory Gym**, the Pre-kg and KG 1 students had Ball and Basket activity, Number Game activity, Thread activity for finger strengthening and Glass Hopping activities for building gross motor skills and eye hand coordination.

Art had our Pre KG students draw circle with the help of paint brush to follow instructions, identify different colors, develop tripod grip and hand and eye coordination and then draw different pictures with the help of a circle shape like the Sun, a lollipop, etc.

KG1 students learnt to draw one basic shape and with that shape drew different pictures and colored them to focus on the skill of Step by Step Drawing.

While KG2 students learnt to draw different scenery such as the Sunset and Night with steps.

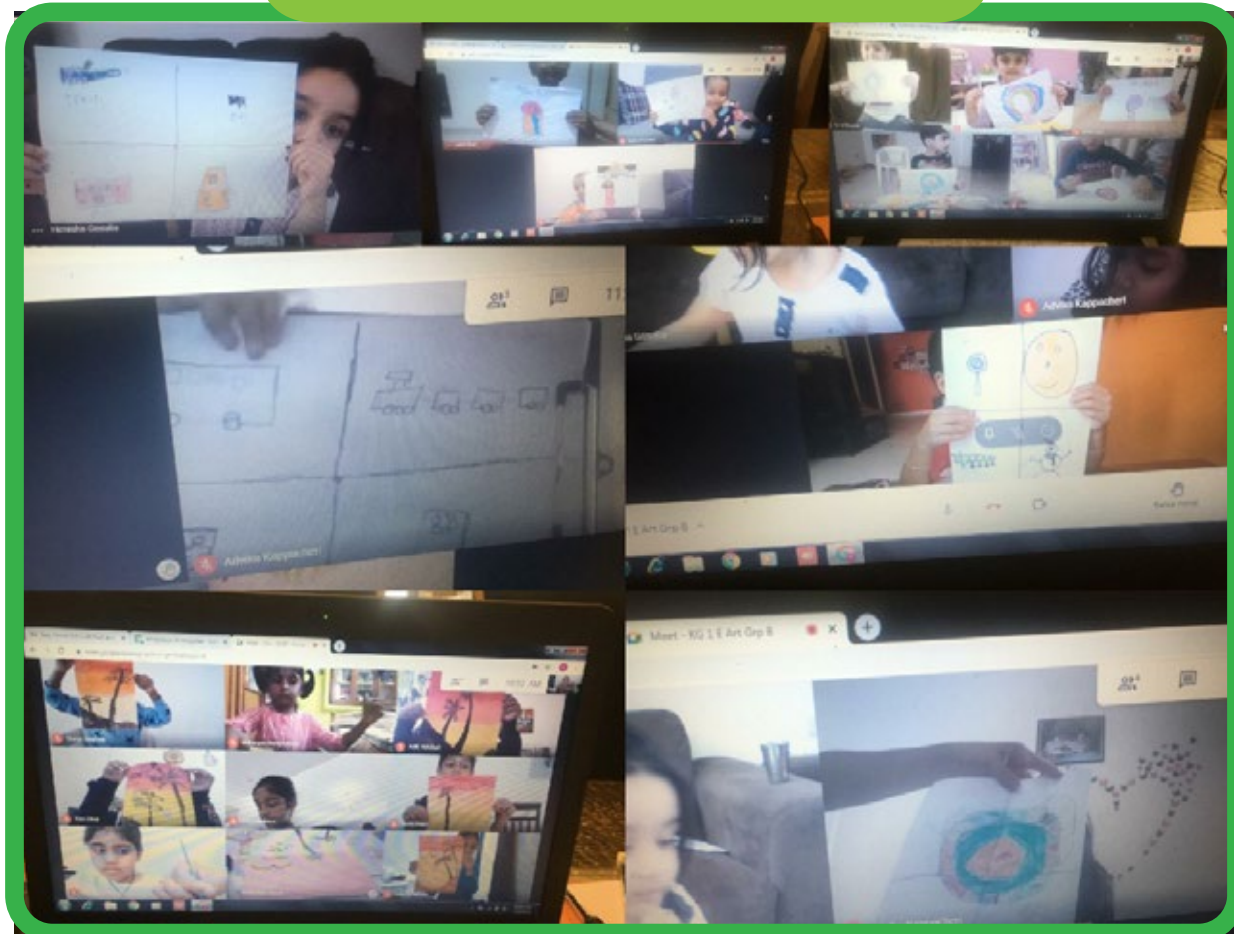
Library had loads of fictional, non-fictional and interactive story time enhancing language, imagination and listening.

Yoga had asanas such as Mandukasana (Frog pose), Setubandhasana (Bridge Pose) and Parshvottasana (Pyramid pose) while a recap of all previous asanas.

The **Music** class in Pre Kg hummed the songs 'Transportation' Song.


The KG 1 had song of 'The Eco Green' while the KG 2 students have learnt the 'Beautiful Day' Song.

Art

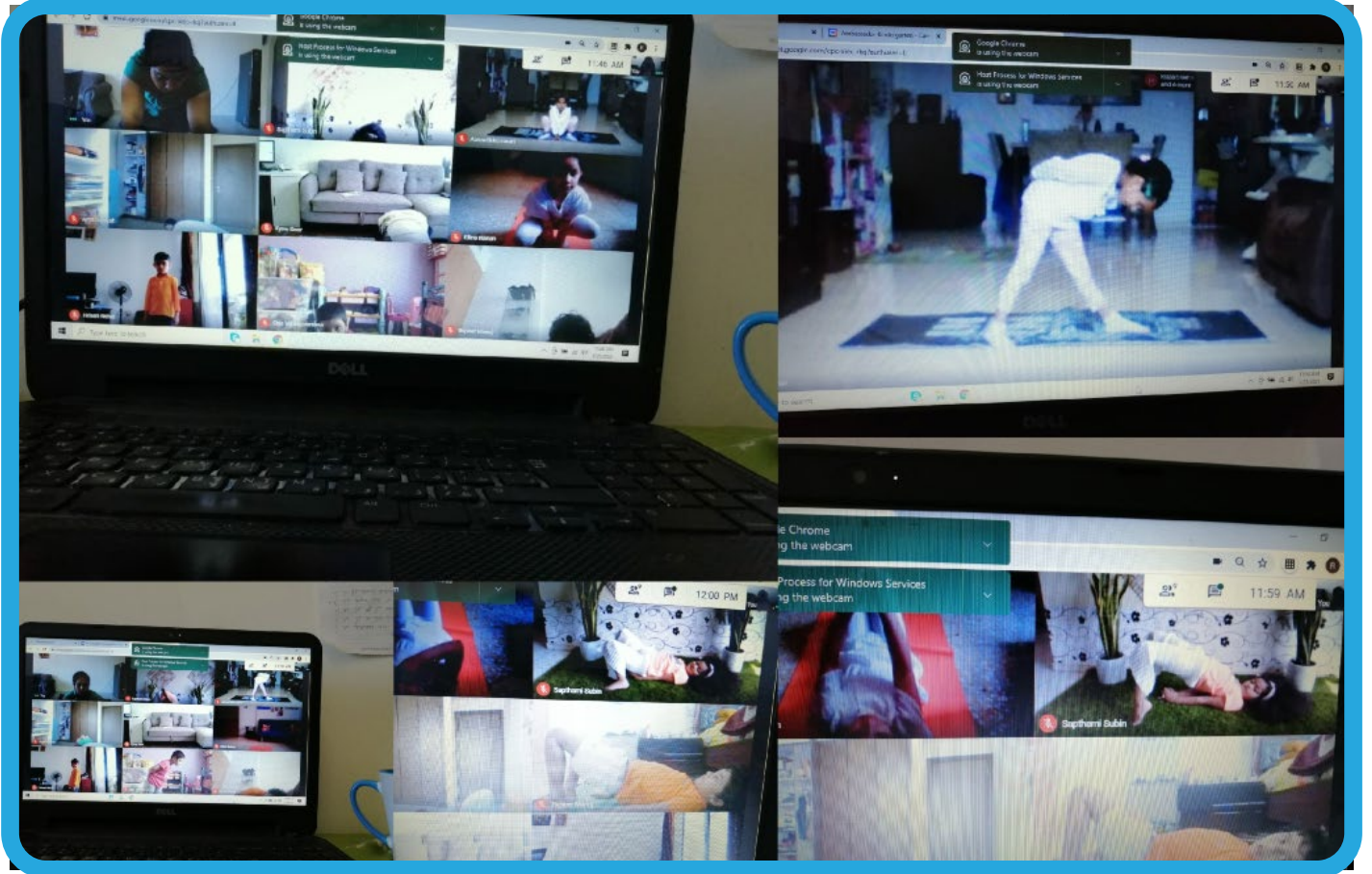


CO-CURRICULAR ACTIVITIES

Sensory Gym



Yoga





روضة امباسادور
AMBASSADOR KINDERGARTEN
INSPIRE INQUIRE INNOVATE

See You Soon!



Meet

